

VISUAL COMFORT & CO. TEST REPORT

SCOPE OF WORK

Electrical and Photometric tests as required to the IESNA test standard.

MODEL NUMBER

E4PSLRD-8309-W

REPORT NUMBER

104349704CHI-116D

ISSUE DATE

August 14, 2020

REVISION DATE

None

DOCUMENT CONTROL NUMBER

TBD

© 2017 INTERTEK



REPORT NO.: 104206403CHI-116D

REPORT DATE: August 14, 2020

TEST REPORT

TEST OF ONE E4PSL 95DEG 700MA

MODEL NO. E4PSLRD-8309-W
LED MODEL NO. BRIDGELUX BXRE-**E2000-C-83
DRIVER MODEL NO. ERP 255ESS030W700

RENDERED TO:

VISUAL COMFORT & CO.
7400 LINDER AVE.
SKOKIE IL 60077

STATEMENT OF LIMITATIONS

NVLAP Lab Code 600186-0. This report must not be used by the client to claim product certification, approval, or endorsement by NVLAP, NIST, or any agency of the federal government.

AUTHORIZATION

The testing performed was authorized by signed quote number Qu-01080748-1.

STANDARDS USED

IESNA LM-79 - 2008: Electrical and Photometric Measurements of Solid State Lighting

DESCRIPTION OF SAMPLE

The client submitted one production sample of model number E4PSLRD-8309-W. The sample was received by Intertek on July 13, 2020 in undamaged condition and one sample was tested as received. The sample designation was AH07132020091733.

DATE OF TESTS

August 6, 2020.

REPORT NO.: 104206403CHI-116D

REPORT DATE: August 14, 2020

TEST REPORT

SUMMARY

MODEL NO:	E4PSLRD-8309-W
DESCRIPTION:	E4PSL 95deg 700mA

CRITERIA	RESULTS
Lumen Output (lumens)	2426.4
Input Power (W) @ 120 (VAC)	27.34
Lumen Efficacy (lm/W)	88.8
Input Power Factor () @ 120 (VAC)	0.983

EQUIPMENT LIST

EQUIPMENT USED	MODEL NO.	CONTROL NO.	LAST CAL DATE	CAL DUE DATE
Yokogawa Power Meter	WT210	146919	7/1/2020	7/1/2021
Omega Thermometer	DPI8-C24	146920	10/3/2019	10/3/2020
LSI High Speed Mirror Goniometer	6440T	146928	VBV	VBV
Newport Thermohygrometer	iServer	146957	12/2/2019	12/2/2020
Pacific, AC Power Supply	118-ACX	CHI0153	VBV	VBV

REPORT NO.: 104206403CHI-116D

REPORT DATE: August 14, 2020

TEST REPORT

TEST METHODS

SEASONING IN SAMPLE ORIENTATION - LED PRODUCTS

No seasoning was performed in accordance with IESNA LM-79.

PHOTOMETRIC AND ELECTRICAL MEASUREMENTS - DISTRIBUTION METHOD

A Type C Mirror Goniometer was used to measure the intensity (candelas) at each angle of distribution for the SSL sample.

Ambient temperature was measured equal to the height of the sample mounted on the goniometer equipment. The SSL sample was operated on the client provided driver at rated input volts in its designated orientation. The SSL sample was allowed to stabilize for at least thirty minutes before measurements were made. Stabilization procedures to LM-79 were followed. Electrical measurements including voltage, current, and power were measured using a power analyzer.

REPORT NO.: 104206403CHI-116D

REPORT DATE: August 14, 2020

TEST REPORT

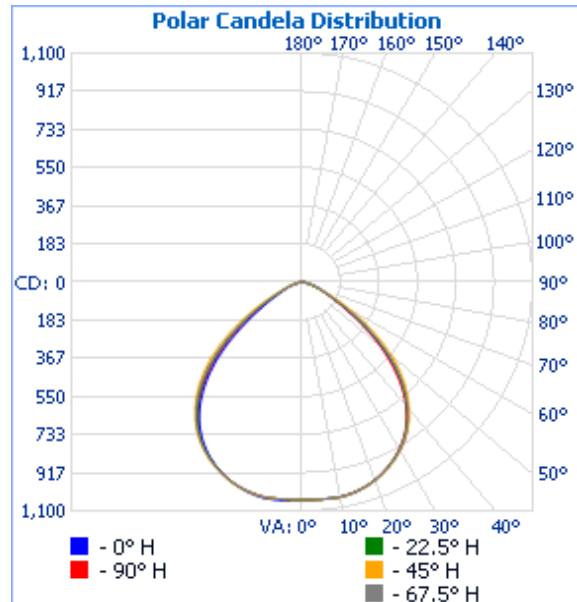
RESULTS OF TESTS

PHOTOMETRIC AND ELECTRICAL MEASUREMENTS - DISTRIBUTION METHOD (25°C +/- 1°C)

INTERTEK CONTROL NO.	BASE POSITION	INPUT VOLTAGE (VAC)	INPUT CURRENT (mA)	INPUT POWER (W)	INPUT POWER FACTOR ()	LIGHT OUTPUT (lm)	LUMEN EFFICACY (lm/W)
AH07132020091733	Base Up	120.0	231.7	27.34	0.983	2426.4	88.8

INTENSITY SUMMARY - CANDELAS

Angle	0	22.5	45	67.5	90
0	1047	1047	1047	1047	1047
5	1047	1048	1048	1048	1048
10	1049	1049	1049	1049	1048
15	1038	1038	1038	1037	1036
20	1014	1014	1016	1014	1013
25	978	977	981	978	976
30	934	930	935	932	927
35	872	867	875	869	862
40	783	780	794	782	771
45	669	671	693	672	650
50	525	531	567	532	499
55	358	370	416	370	336
60	217	227	269	225	201
65	131	130	149	129	120
70	80	76	77	75	73
75	43	41	41	41	38
80	23	21	21	21	21
85	12	10	9	10	10
90	0	0	0	0	0



REPORT NO.: 104206403CHI-116D

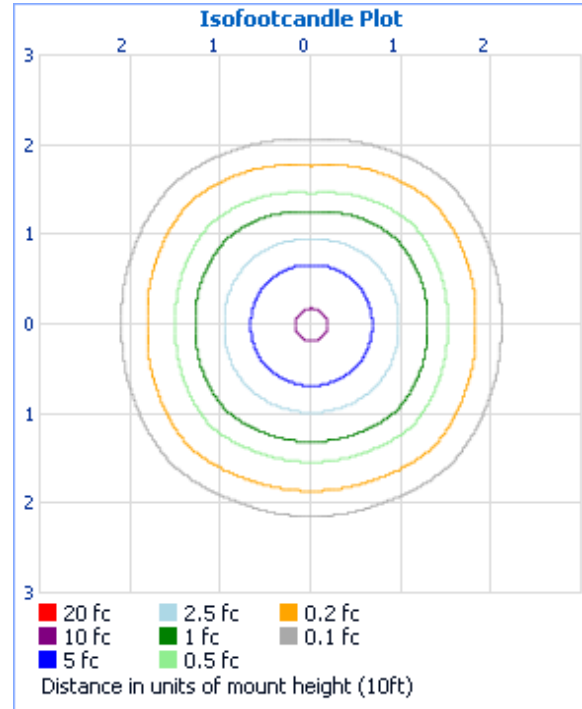
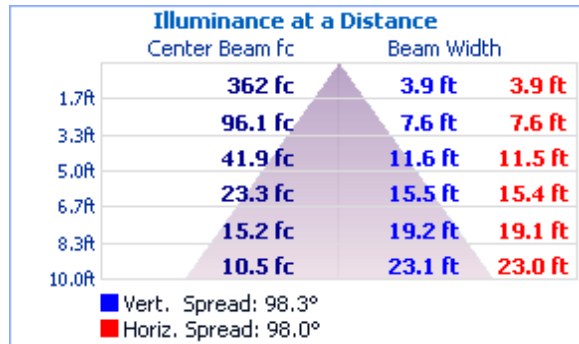
REPORT DATE: August 14, 2020

TEST REPORT

RESULTS OF TESTS

PHOTOMETRIC AND ELECTRICAL MEASUREMENTS - DISTRIBUTION METHOD (25°C +/- 1°C)

MOUNTING HEIGHT: 10ft	
ILLUMINANCE - CONE OF LIGHT	ISOILLUMINATION PLOT



ZONAL LUMEN SUMMARY AND PERCENTAGES



ZONE	LUMENS	% LUMINAIRE
0-30	843.5	34.8
0-40	1383.8	57.0
0-60	2231.1	92.0
60-90	195.3	8.0
70-100	57.2	2.4
90-120	0.0	0.0
0-90	2426.4	100.0
90-180	0.0	0.0
0-180	2426.4	100.0

ZONE	LUMENS	% LUMINAIRE
0-10	100.1	4.1
10-20	292.9	12.1
20-30	450.5	18.6
30-40	540.4	22.3
40-50	512.7	21.1
50-60	334.6	13.8
60-70	138.0	5.7
70-80	46.0	1.9
80-90	11.2	0.5

REPORT NO.: 104206403CHI-116D
REPORT DATE: August 14, 2020

TEST REPORT

PICTURES



CONCLUSION

The results tabulated in this report are representative of the actual test samples submitted for this report only. The data is provided to the client for further evaluation. Compliance to the referenced specification requirements was not determined in this report.

In Charge Of Tests:

Ian Smith

Ian Smith
Engineer
Lighting Division

Report Reviewed By:

Jeffrey Davis

Jeff Davis
N.A. Technical Lead
Lighting Division

Attachments: IES File

REVISION HISTORY

JOB NUMBER	DATE OF REVISION	PROJECT HANDLER	REVIEWED BY	REVISION NOTE
None				